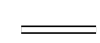












Castalia

96 - 1162
 Roads Current as of January 1, 2020
 Bridges Current as of July 27, 2020






BRIDGES

-  Bridges
-  FHWA Number
-  Bridge ID




SURFACE TYPE

-  Portland Cement Concrete
-  Asphalt
-  Bituminous
-  Gravel
-  Brick
-  Combination
-  Earth
-  Unknown






SURFACE WIDTH

-  Less than or equal to 21 feet
-  22 to 23 feet
-  24 to 25 feet
-  26 to 31 feet
-  Greater than or equal to 32 feet






SHOULDER WIDTH

-  Less than or equal to 2 feet
-  3 to 4 feet
-  Greater than or equal to 5 feet



MEDIAN TYPE


-  Hard Surface without barrier
-  Grass Surface without barrier
-  Hard surface with barrier
-  Grass surface with barrier
-  Barrier


MEDIAN WIDTH

-  Less than or equal to 6 feet
-  7 to 9 feet
-  10 to 15 feet
-  16 to 24 feet
-  Greater than or equal to 25 feet

CURBS

-  Right shoulder has curbs
-  Left shoulder has curbs

 Incomplete Road Data

 Feet
 0 95 190 380 570 760

