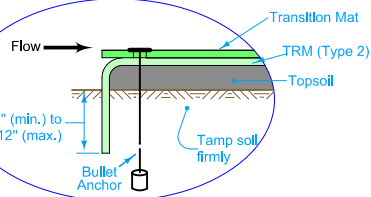
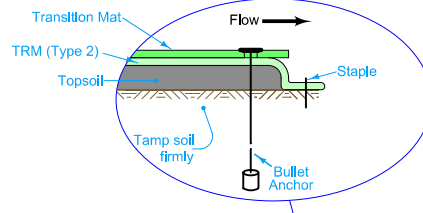


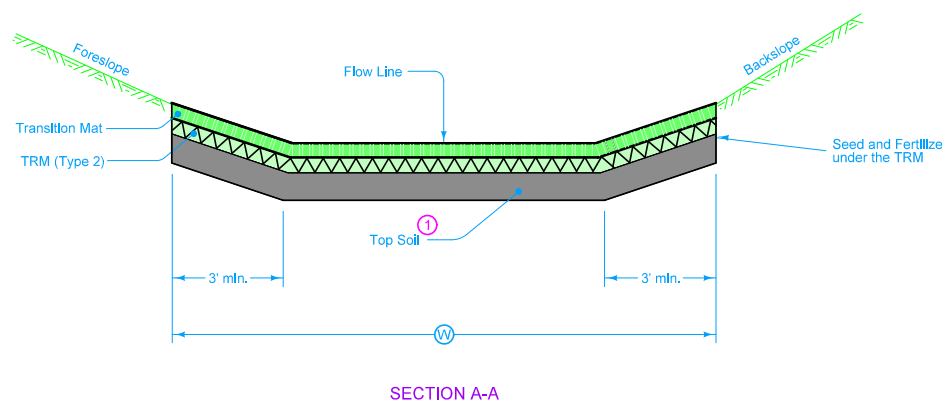
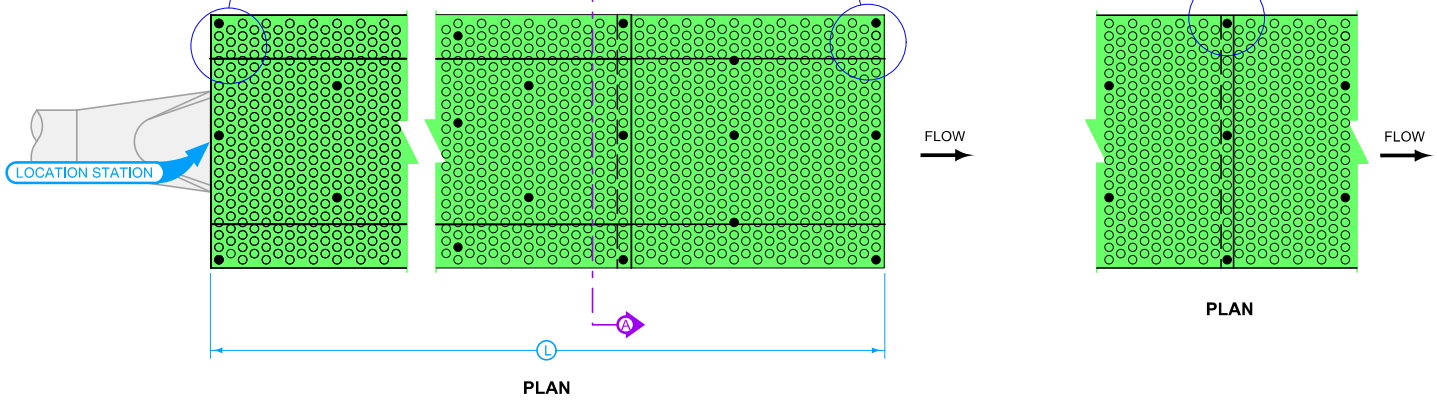
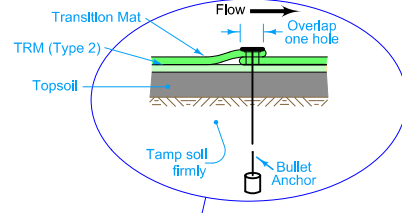
START OF PROTECTION



TERMINAL END



LAP JOINT (TM)



- TM
- TRM (Type 2)

Refer to Standard Road Plan [EC-104](#) for the placement of the TRM.

- 1 Place at same thickness as surrounding area. Refer to T Sheets to determine topsoil thickness for the surrounding area.

Possible Contract Items:
Transition Mat

Possible Tabulation:
100-09

 STANDARD ROAD PLAN	REVISION
	3 04-17-18
	EC-105
SHEET 1 of 1	

REVISIONS: Changed Possible Contract Items to Transition Mat.

Brian Smith
APPROVED BY DESIGN METHODS ENGINEER

TRANSITION MAT
(TM)