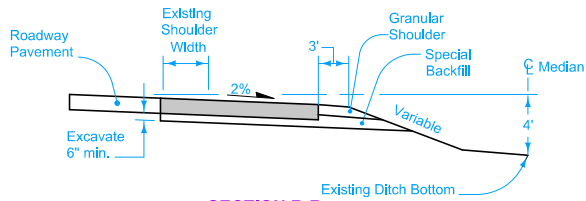
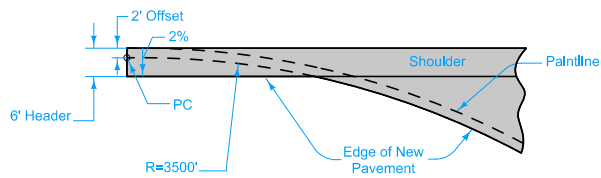


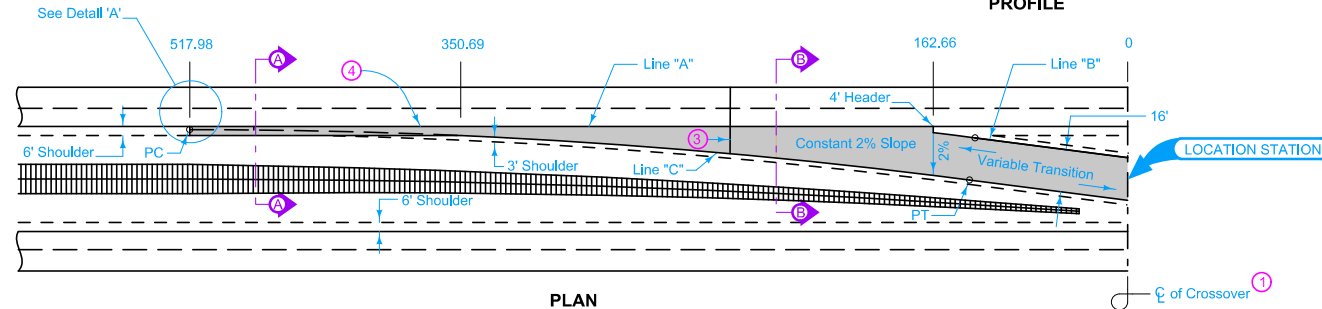
SECTION A-A



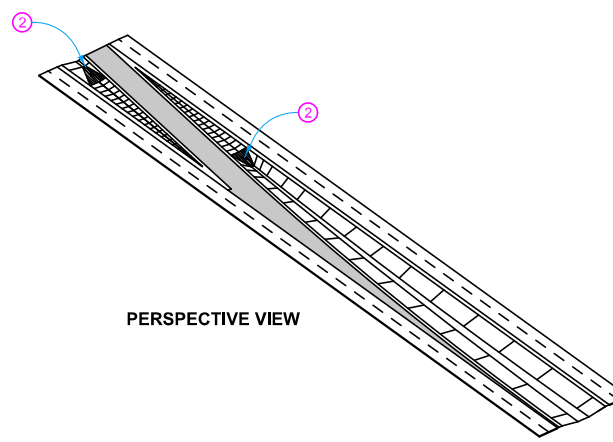
SECTION B-B



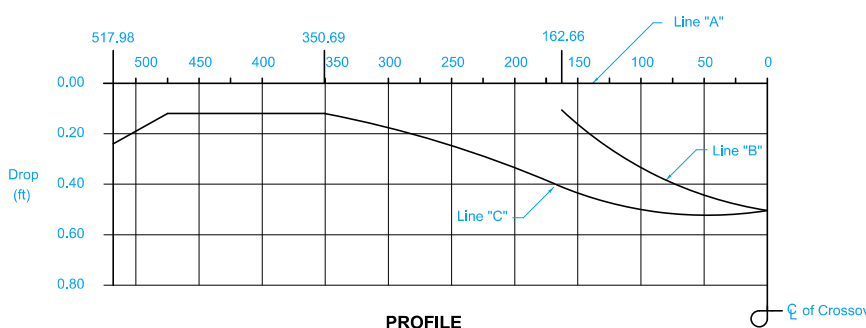
DETAIL 'A'



PLAN



PERSPECTIVE VIEW



PROFILE

| TABLE OF OFFSETS AND DROPS | | | | | | | | | | | | | | | | | | | | | |
|----------------------------|--------|------|------|------|--------|------|------|------|-------|-------|-------|-------|-------|--------|-------|-------|-------|-------|-------|-------|-------|
| Distance (Feet) | 517.98 | 500 | 450 | 400 | 350.69 | 350 | 325 | 300 | 275 | 250 | 225 | 200 | 175 | 162.66 | 150 | 125 | 100 | 75 | 50 | 25 | 0 |
| Offset A to C (Feet) | 6.00 | 6.00 | 6.00 | 6.00 | 6.00 | 6.03 | 7.32 | 8.79 | 10.44 | 12.79 | 14.28 | 16.47 | 18.84 | 20.08 | 21.40 | 24.13 | 27.05 | 30.15 | 33.42 | 36.75 | 40.07 |
| Drop A to C (Feet) | 0.24 | 0.20 | 0.12 | 0.12 | 0.12 | 0.12 | 0.15 | 0.18 | 0.21 | 0.26 | 0.29 | 0.33 | 0.38 | 0.40 | 0.43 | 0.47 | 0.50 | 0.52 | 0.52 | 0.52 | 0.50 |
| Drop A to B (Feet) | | | | | | | | | | | | | | 0.08 | 0.17 | 0.26 | 0.33 | 0.40 | 0.44 | 0.48 | 0.50 |

- Detour Pavement options: 9" PCC or 12" HMA
For joint details, see PV-101.
- Median crossover is symmetrical about centerline.
 - Median pipe for crossover. See DR-504.
 - For PCC Detour Pavement, match existing roadway joints. 'CD' joints are required.
 - 'KT-2' or 'L-2' joint if mainline pavement is new construction, Bend bars out. 'BT-3' joint if mainline pavement is existing. 'B' joint if Detour Pavement is HMA.

| DESIGN QUANTITY TABLE | | |
|--------------------------|-----------------------|------------------------|
| Detour Pavement Sq. Yds. | Special Backfill Tons | Granular Shoulder Tons |
| 1320 | 645 | *235 |

*Quantity based on 8" shoulder depth.



- Possible Contract Items:
 Detour Pavement
 Embankment In Place
 Excavation, Class 10, Roadway and Borrow
 Excavation, Class 13, Roadway and Borrow
 Granular Shoulders, Type A
 Removal of Pavement
 Special Backfill

Possible Tabulation:
112-8

| | |
|--------------------|------------|
| | REVISION |
| | 4 04-21-20 |
| STANDARD ROAD PLAN | PV-504 |
| SHEET 1 of 1 | |

REVISIONS: New logo and modified circle note 2.
 APPROVED BY DESIGN METHODS ENGINEER

MEDIAN CROSSOVER
(64' MEDIAN)
16' WIDE 1 LANE