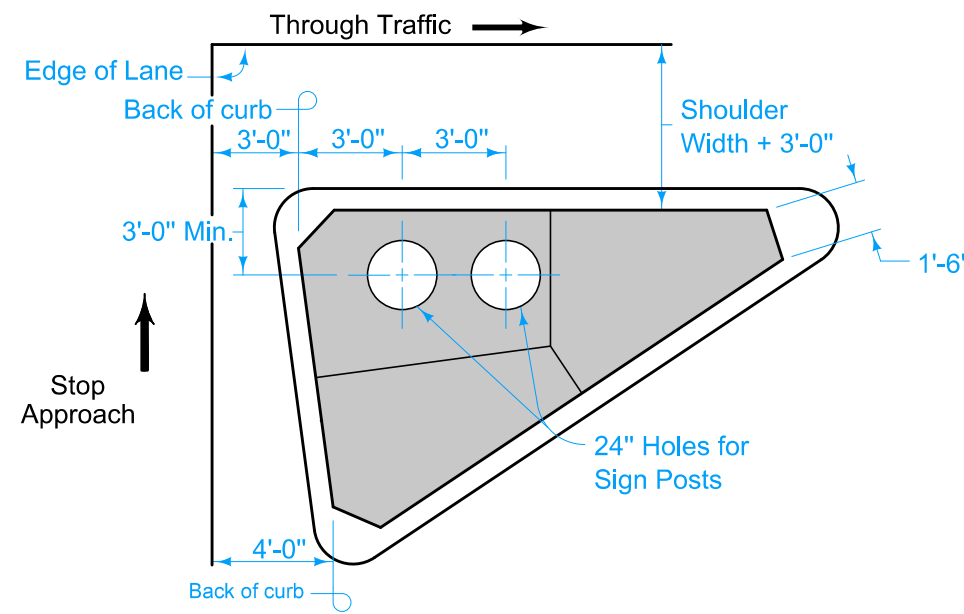


# DESIGNER INFORMATION

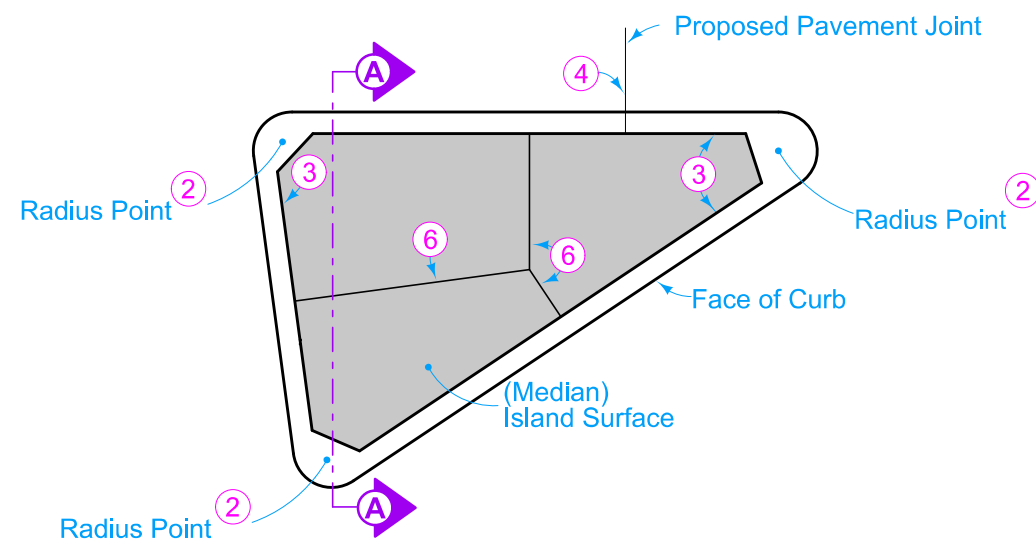
After required signs have been placed, fill any unused holes for sign posts with Flowable Mortar meeting the requirements of Section 2506 of the Standard Specifications. This work is incidental to sign placement.

Refer to Standard Road Plan PV-102 for curb information.

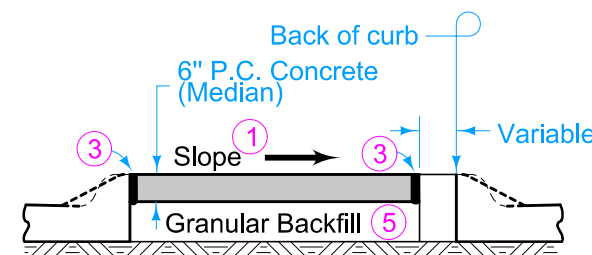
- ① Shape surface of island as necessary to drain.
- ② Radius point is located at back of curb. Pave across and between curbs on a straight line. See tabulation 112-4.
- ③ 'E' Joint, see PV-101.
- ④ Construct 'C' Joint In Curb as needed to continue intersection pavement joints. See PV-101.
- ⑤ The furnishing and placing of granular backfill is incidental to the price bid for 6 inch P.C. Concrete Median.
- ⑥ 'C' Joints as required. See PV-101.



Plan



Jointing



Section A-A

Possible Contract Items:  
Curb and Gutter, P.C. Concrete  
Median, P.C. Concrete, 6 inch

Possible Tabulation:  
112-4

	REVISION	
	2	10-21-14
STANDARD ROAD PLAN		PV-20
		SHEET 1 of 1

REVISIONS: Changed reference from tabulation 101-13 to 112-4 in circle note 2 and changed title as Painted Islands are being introduced.

*Shawn Miller*  
APPROVED BY DESIGN METHODS ENGINEER

**RAISED ISLANDS**