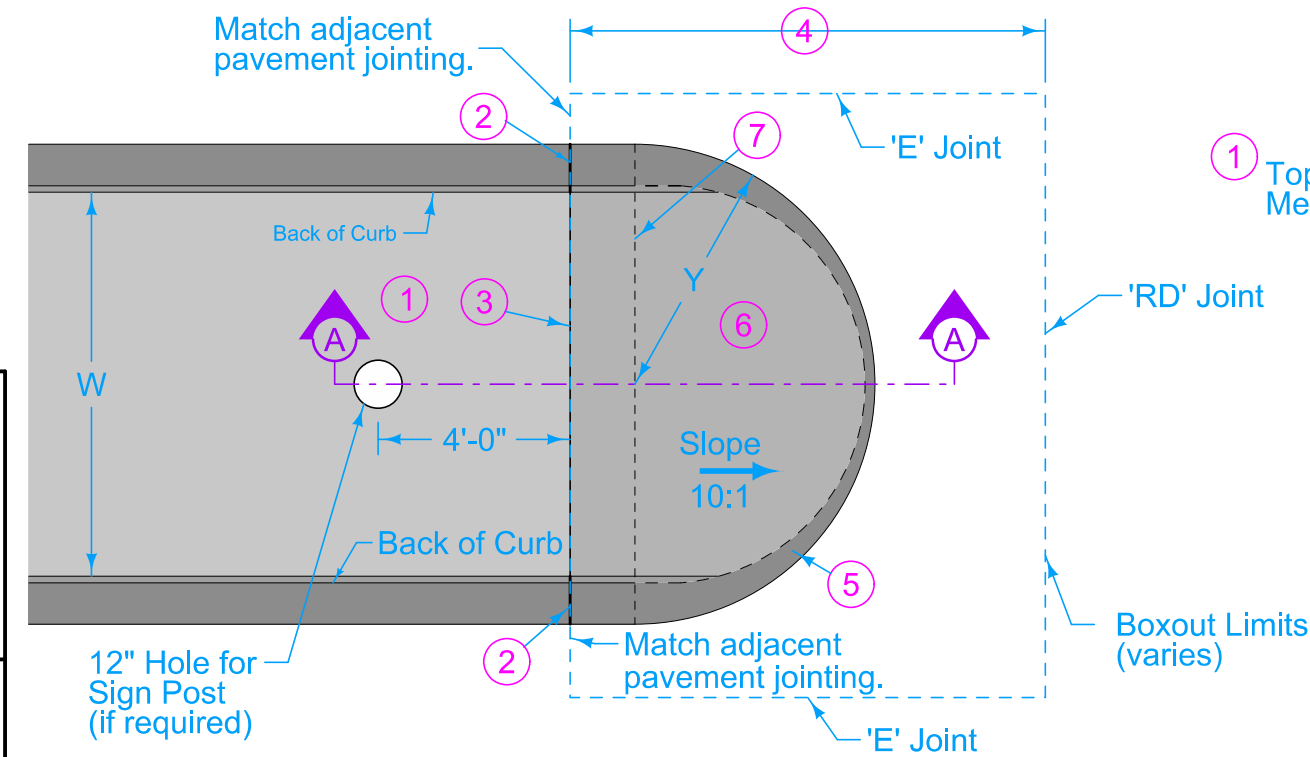
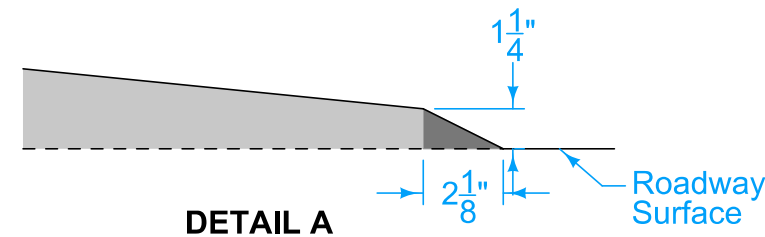


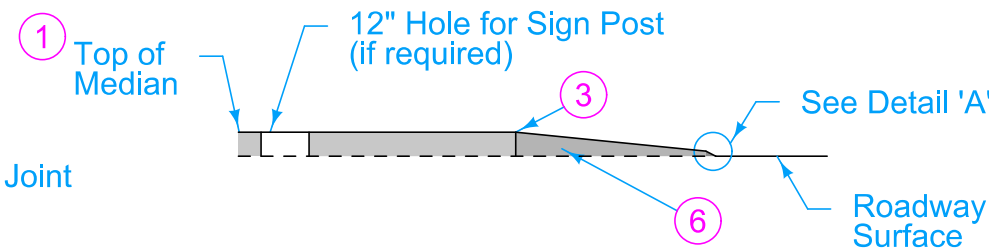
6" STANDARD PLAN



6" SLOPED PLAN



DETAIL A



SECTION A-A

RAMPED MEDIAN NOSE
(Median Width 8'-0" or Less)

- ① For details of paved median, see contract documents.
- ② 'EE' Joint. Expansion joints located at the end of normal curb.
- ③ 'E' Joint. If median is paved, place expansion joints at the end of normal curb.
- ④ If boxout length is less than or equal to 12 feet, provide 'C' Joint. If boxout length is greater than 12 feet, provide 'RD' joint.
- ⑤ Special shaping of curb.
- ⑥ Quantities for ramped median nose area is included in roadway pavement quantities.
- ⑦ When X or Y is 4 feet or greater the expansion joints will be at the beginning of the rounded median.
W = Width from back of curb to back of curb

$$X = W/2 + 7.5"$$

$$Y = W/2 + 12"$$

| | |
|-------------------------------|-----------------------------|
| SUDAS IOWA DOT | REVISION |
| | 1 04-21-20 |
| FIGURE 7010.104 | STANDARD ROAD PLAN |
| PV-104 SHEET 1 of 1 | |
| REVISIONS: New logo. | |
| SUDAS DIRECTOR | DESIGN METHODS ENGINEER |
| RAMPED MEDIAN NOSE | |