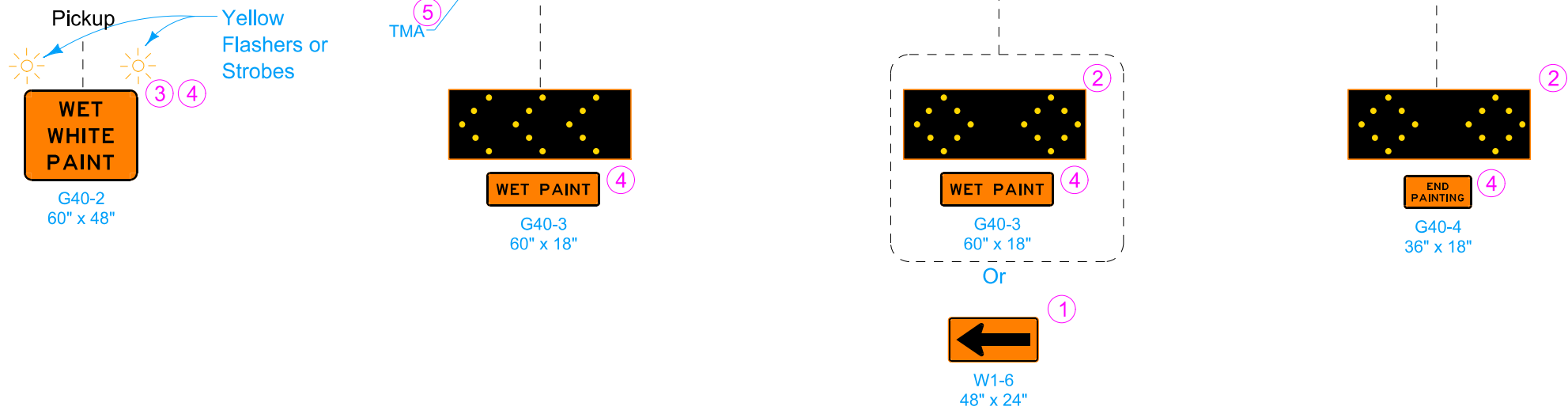


SIGNS FACING TRAFFIC APPROACHING FROM THE REAR



OUTSIDE EDGELINE OR LANELINE - DIVIDED OR UNDIVIDED

Possible Contract Item:
Traffic Control

Equip all vehicles with an amber revolving light or amber strobe light.

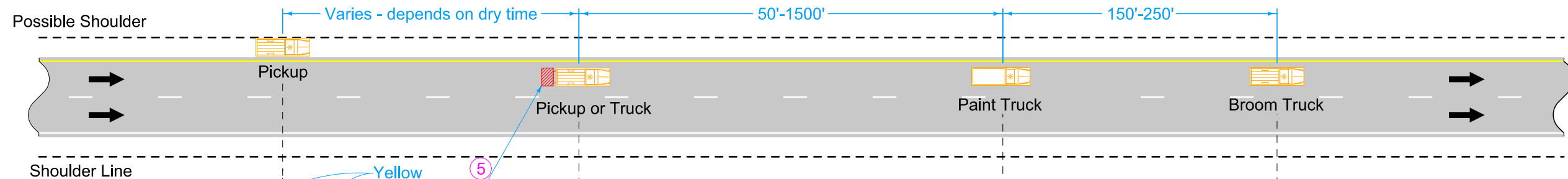
- ① Optional Fluorescent Yellow Green (FYG) sign background may be used.
- ② This arrow board may be operated in a four-corner caution mode.
- ③ A vehicle mounted Portable Dynamic Message Sign (PDMS) may be used in lieu of this sign.
- ④ Refer to SI-881 for sign details.
- ⑤ TMA required for speed limits of 55 mph or greater.

LEGEND


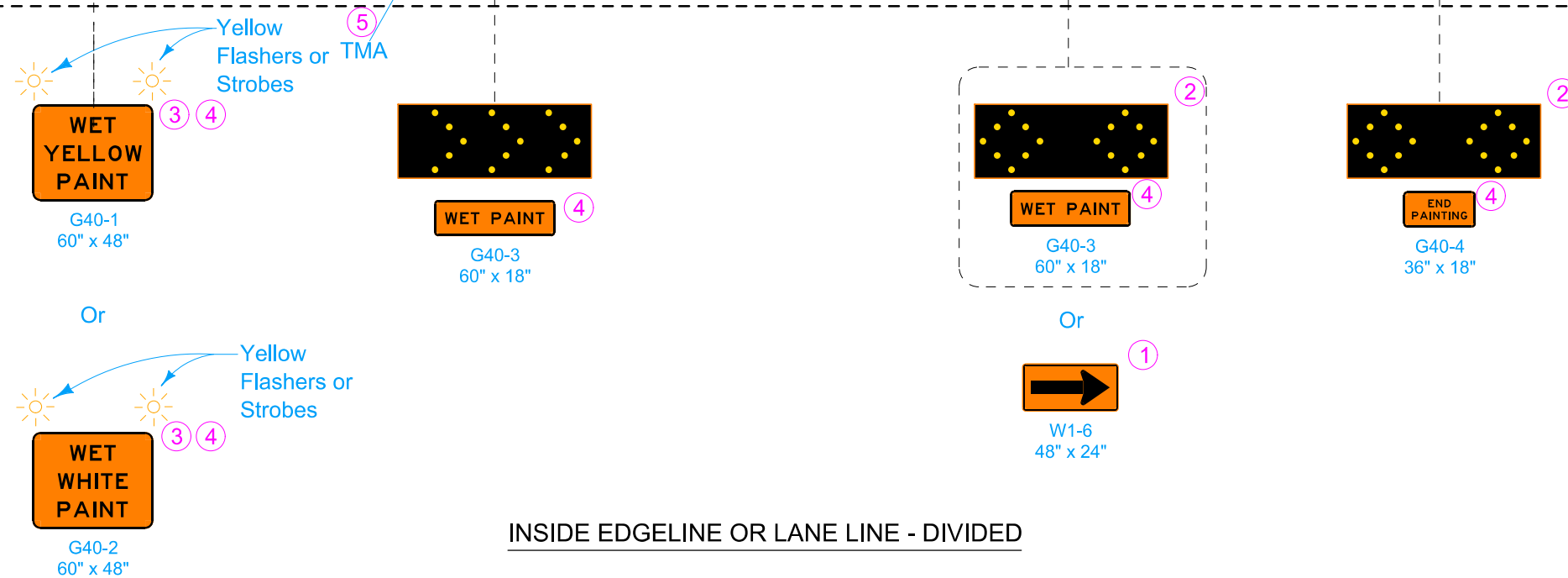
← Direction of Traffic

▨ Truck-Mounted Attenuator (TMA)

 STANDARD ROAD PLAN	REVISION	
	7	10-17-17
REVISIONS: Added Circle Note 5.		TC-433
 <small>APPROVED BY DESIGN METHODS ENGINEER</small>		SHEET 1 of 3
PAVEMENT MARKING OPERATIONS		

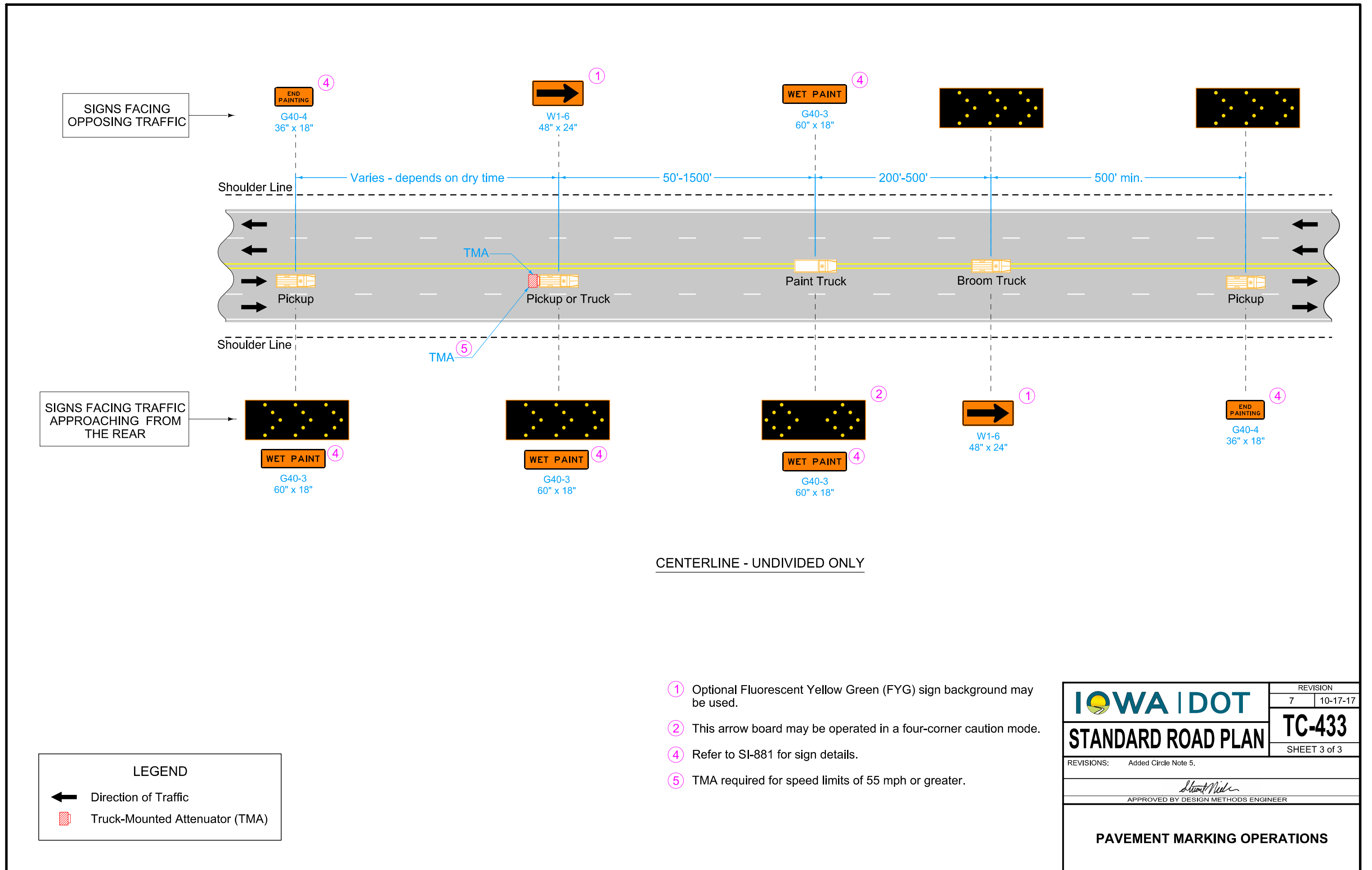


SIGNS FACING TRAFFIC APPROACHING FROM THE REAR



- ① Optional Fluorescent Yellow Green (FYG) sign background may be used.
- ② This arrow board may be operated in a four-corner caution mode.
- ③ A vehicle mounted Portable Dynamic Message Sign (PDMS) may be used in lieu of this sign.
- ④ Refer to SI-881 for sign details.
- ⑤ TMA required for speed limits of 55 mph or greater.

	REVISION	
	7	10-17-17
STANDARD ROAD PLAN		TC-433
REVISIONS: Added Circle Note 5.		SHEET 2 of 3
 APPROVED BY DESIGN METHODS ENGINEER		
PAVEMENT MARKING OPERATIONS		



SIGNS FACING OPPOSING TRAFFIC

SIGNS FACING TRAFFIC APPROACHING FROM THE REAR

LEGEND

← Direction of Traffic

▨ Truck-Mounted Attenuator (TMA)

- ① Optional Fluorescent Yellow Green (FYG) sign background may be used.
- ② This arrow board may be operated in a four-corner caution mode.
- ④ Refer to SI-881 for sign details.
- ⑤ TMA required for speed limits of 55 mph or greater.

 STANDARD ROAD PLAN	REVISION	
	<table border="1" style="width: 100%; border-collapse: collapse;"> <tr> <td style="width: 10px; text-align: center;">7</td> <td style="width: 10px; text-align: center;">10-17-17</td> </tr> </table>	7
7	10-17-17	
TC-433		
SHEET 3 of 3		
REVISIONS: Added Circle Note 5.		
 <small>APPROVED BY DESIGN METHODS ENGINEER</small>		
PAVEMENT MARKING OPERATIONS		