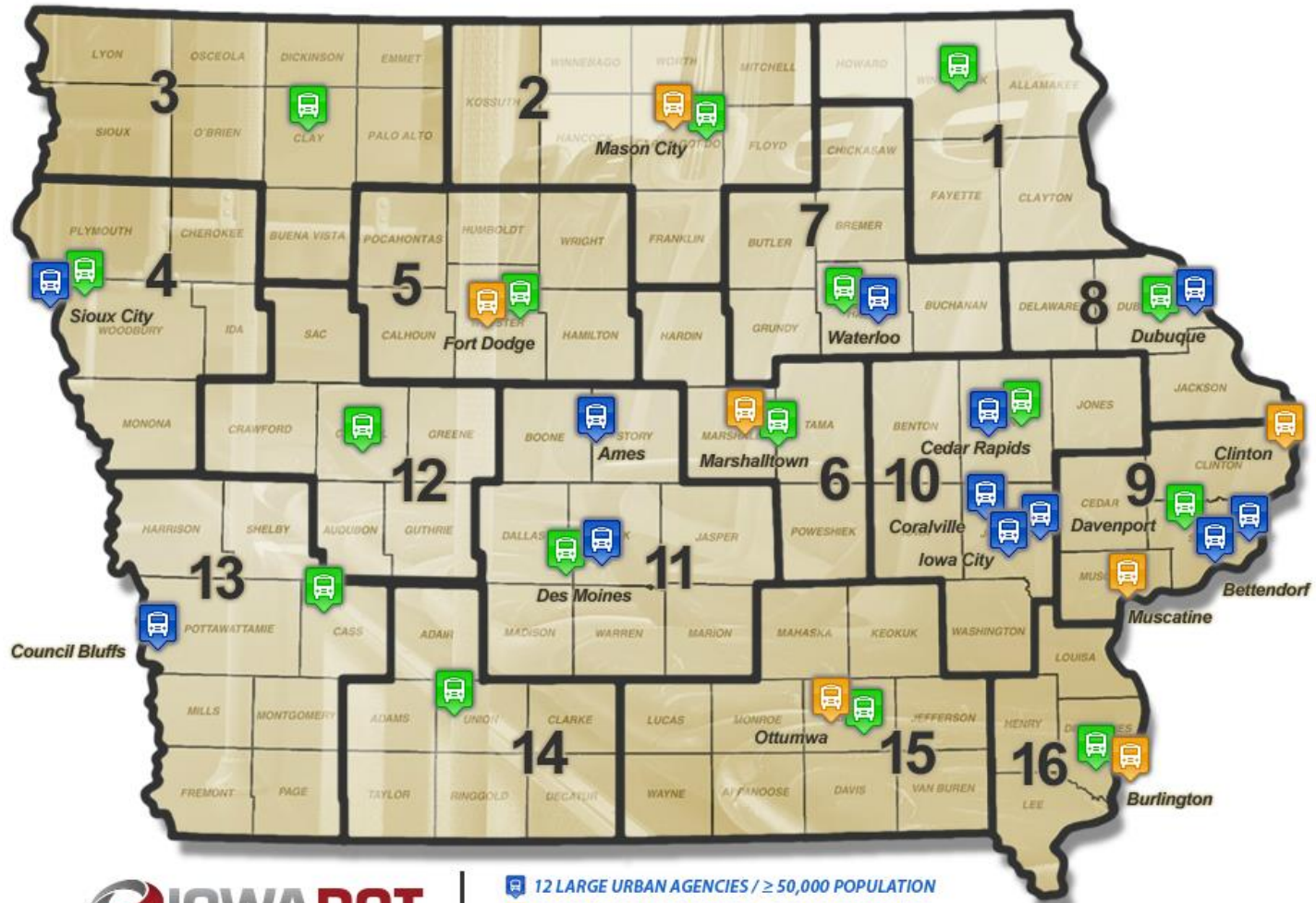


FY 18 Transit Capital Programs  
Iowa Transit Vehicle Replacements  
Discretionary Grant Award  
And  
Iowa Public Transit State Funded  
Programs  
Presented to the Transportation  
Commission  
June 11, 2018

# Iowa's Public Transit System



- 12 LARGE URBAN AGENCIES / ≥ 50,000 POPULATION
- 7 SMALL URBAN AGENCIES / < 50,000 POPULATION
- 16 REGIONAL AGENCIES

# Transit Capital Programs

## Section 5339 Bus and Bus Facilities Formula Program

### Direct apportionments:

- Urban (50-200K population) – \$1,274,165
- Statewide – \$3,500,000
- Council Bluffs (IA/NE) – \$1,096,504
- Davenport (IA/IL) - \$580,929
- Des Moines – \$883,393

# Transit Capital Programs

## Section 5339 Bus and Bus Facilities Formula Program

Distributed based on Public Transit Management System (PTMS) and availability of local match

### State apportionments:

Urban (50-200K Population) – \$1,274,165

- Two transit systems, four vehicles

Statewide - to be used in non-urbanized areas under 50K population - \$3,500,000

- Sixteen transit systems, forty-four vehicles

# Transit Capital Programs

## Congestion Mitigation Air Quality Program (CMAQ)

- FY 2018 allocation: \$3,000,000
- Three Urban Systems, three vehicles - \$1,149,139
- Eleven non-urban transit systems, twenty eight vehicles - \$1,850,861

# Transit Capital Programs

Contingency funds from previous FY \$223,497

- Two non-urban, two vehicles - \$223,497

# Bus and Bus Infrastructure Program

## FTA 5339(b) Grants for Buses and Bus Facilities Infrastructure Investment Program (Bus and Bus Infrastructure Program)

- Funding to improve the condition of bus fleets and facilities around the nation
- Competitive application process
- \$264 million awarded
  - 453 applications received
  - \$2.5 billion requested

# Bus and Bus Infrastructure Program

## Iowa Rural Transit Bus Replacement Project Application

- Iowa DOT applied for \$22.6 million
- Replace 301 vehicles operating beyond their federal useful life

## Iowa Urban Transit Bus Replacement Project Application

- Iowa DOT applied for \$22.6 million
- Replace 63 vehicles operating beyond their federal useful life



# Grant Award

- \$3.6 million to replace 18 vehicles at 11 public transit systems
- Utilized the Public Transit Management System (PTMS) process
  - Points awarded based on age and mileage
  - Prioritize highest points down

# Transit Capital Programs

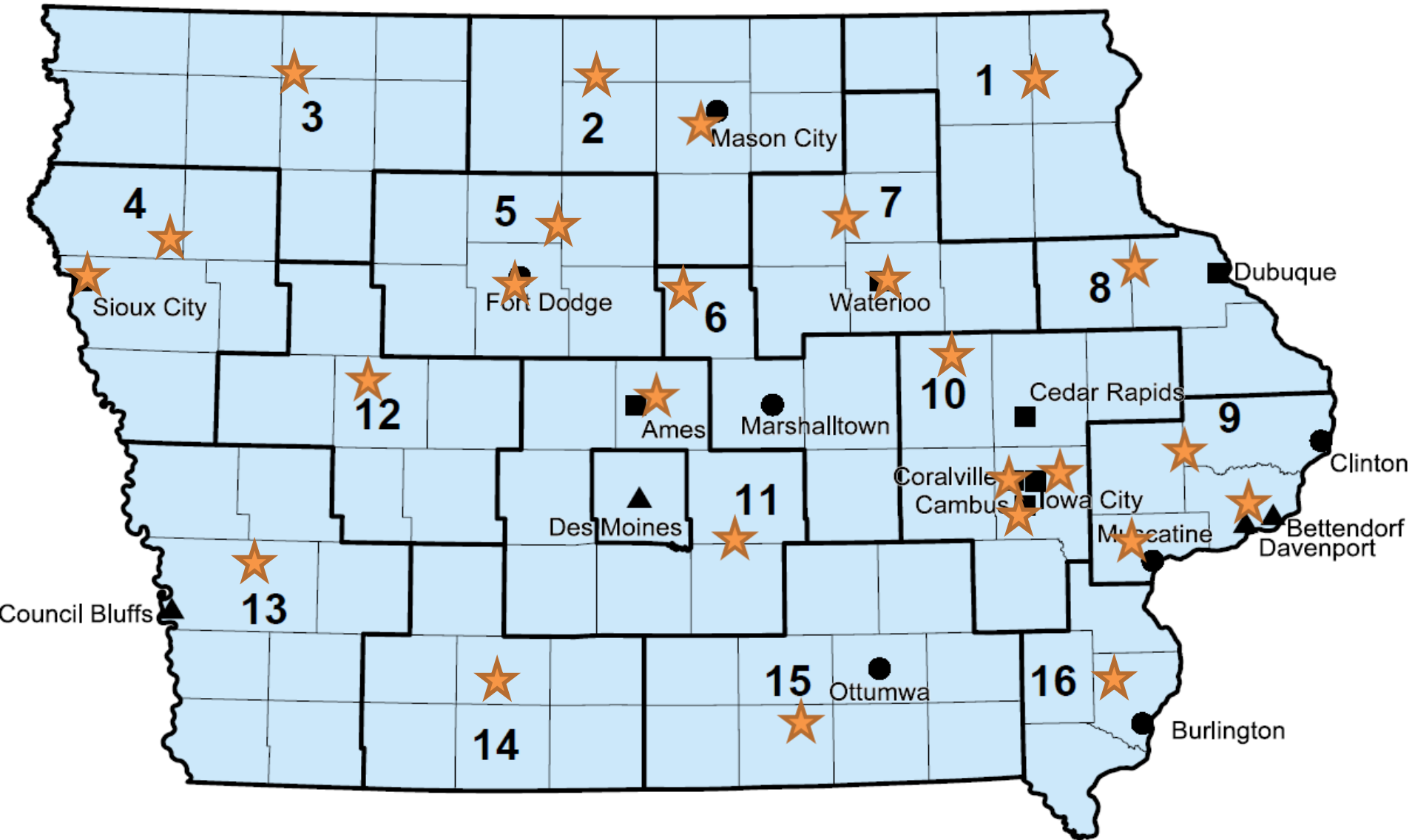
## Summary:

Federal Funds Available - \$11,597,662

Federal/Local Funds - \$13,894,940

Twenty-six transit systems will be able to purchase 99 vehicles

# Iowa's Public Transit System



- ▲ 4 Transit Systems in urbanized areas > 200,000 population
- 8 Transit Systems in urbanized areas 50,000 to 200,000 population
- 7 Transit Systems in small urban areas < 50,000 population
- 16 Regional Transit Systems

# Iowa Public Transit State Programs

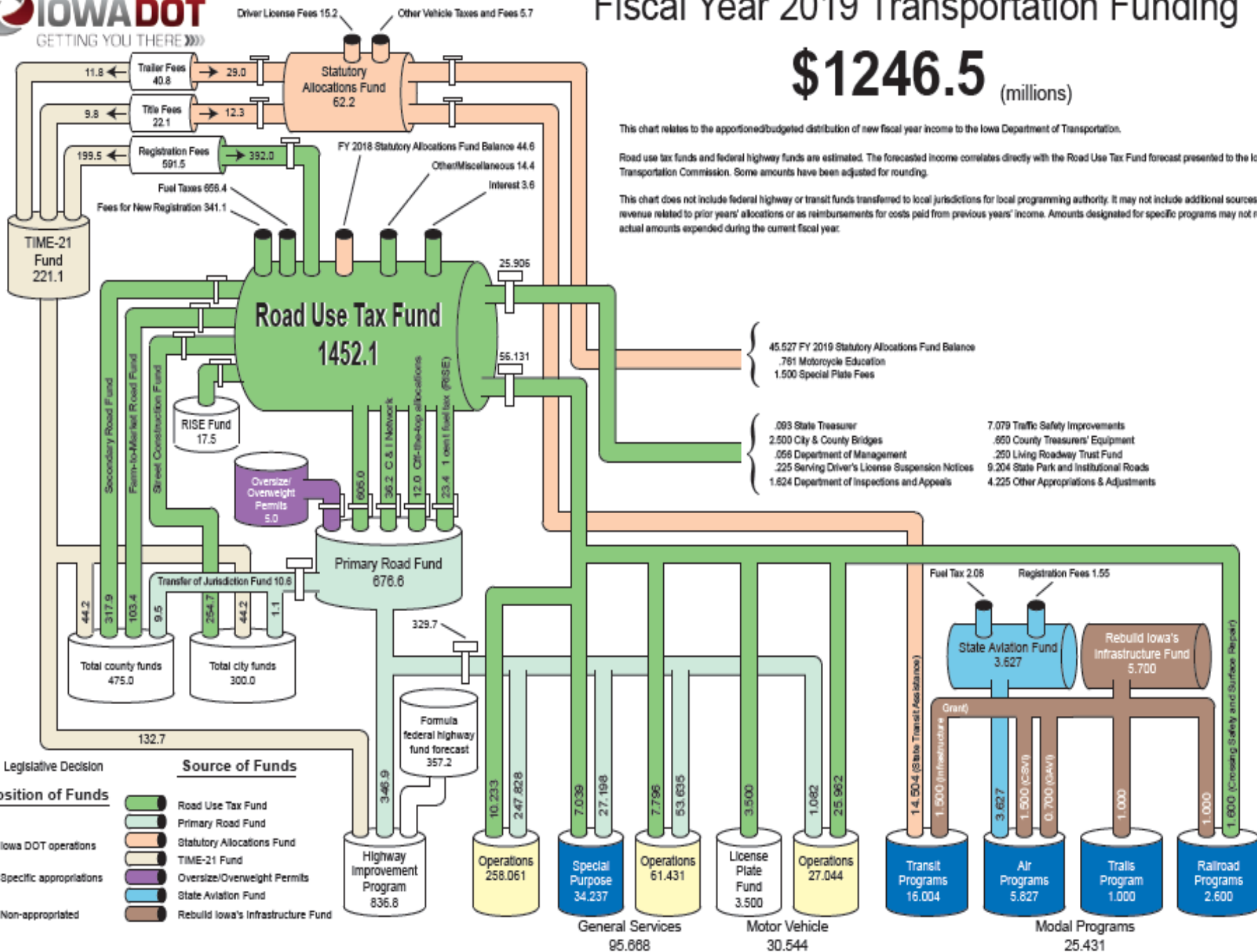
- State Transit Assistance
- Public Transit Infrastructure Grant program

## \$1246.5 (millions)

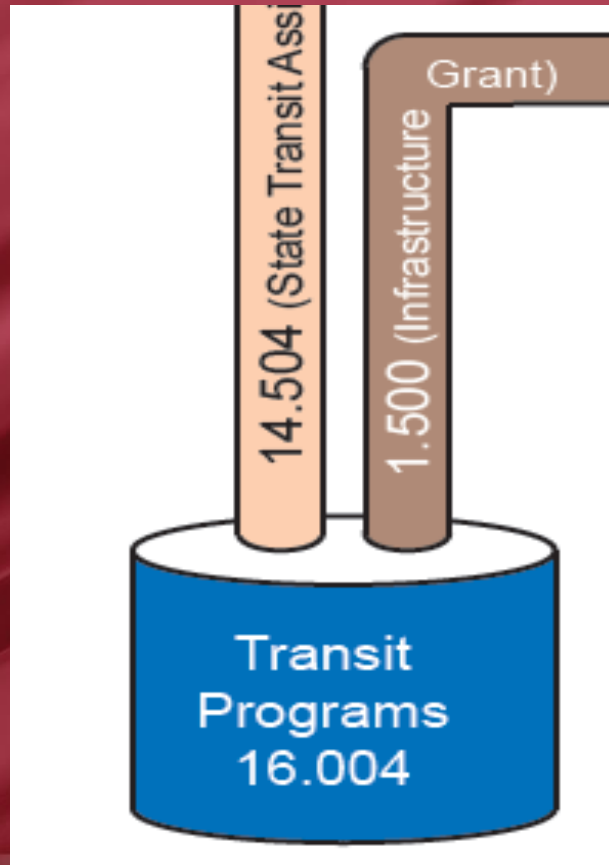
This chart relates to the apportioned/budgeted distribution of new fiscal year income to the Iowa Department of Transportation.

Road use tax funds and federal highway funds are estimated. The forecasted income correlates directly with the Road Use Tax Fund forecast presented to the Iowa Transportation Commission. Some amounts have been adjusted for rounding.

This chart does not include federal highway or transit funds transferred to local jurisdictions for local programming authority. It may not include additional sources of revenue related to prior years' allocations or as reimbursements for costs paid from previous years' income. Amounts designated for specific programs may not reflect actual amounts expended during the current fiscal year.



# Public Transit State Funding Section



# State Transit Assistance Program

State Transit Assistance (STA) formula Rides/expense, miles/expense, local support	\$14,204,254
STA Special projects set-aside	<u>\$300,000</u>
Total FY 2019 STA projection	\$14,504,254

# Public Transit Infrastructure Grants program (PTIG)

- Program created by 2006 General Assembly
  - Funds vertical infrastructure projects for public transit
  - All 35 public transit systems are eligible
- 2018 General Assembly
  - Appropriated \$1.5 million for FY 2019
- \$158,606 available for reprogramming
- Total FY 19 Available Funding: \$1,658,606



# Public Transit Infrastructure Grants program

- Project selection criteria
  - No more than 40% of the appropriation can be awarded to an individual transit system.
  - Structural integrity of existing facilities
  - Safety enhancements to existing facilities
  - New facilities
  - Projects should be “shovel ready” and capable of completion in 18 months

# Public Transit Infrastructure Grant program

- Six applications received
- \$1,658,606 available
- Recommend funding five projects

Transit System	Project Description	Request	Recommendation
CyRide (Ames)	Bus wash and HVAC system	\$ 594,627	\$517,042
DART (Des Moines)	Update facility electrical distribution system	\$ 300,000	\$92,500
Sioux City	Security camera system	\$ 195,064	\$195,064
Region 2 (Mason City)	Replace door access and surveillance	\$ 17,600	\$0
Region 8 (Dubuque)	New bus storage facility in Earlville	\$ 329,000	\$329,000
Region 15 (Ottumwa)	New bus storage facility in Ottumwa	\$ 525,000	\$525,000
	Total	\$ 1,961,291	\$1,658,606

# Questions?

For more information on Iowa's public transit programs, visit [www.iowadot.gov/transit](http://www.iowadot.gov/transit).

